

# AIRHEAD®

## PRODUCT CATALOGUE 2022



Rutherford

Marine



## AIRHEAD BLAST SINGLE TUBE

### 1 Person Towable Tube

Few towable boat floats offer family fun like Blast 1, our 1 person towable tube. Blast 1 boasts a yellow and teal tropical pattern, 4 neoprene comfort handles, and a self-draining floor that keeps riders upright no matter how much splashing happens.



**PART No**  
**A50-AHBL-12**

## AIRHEAD THRONE - 1

### 1 Person Towable Tube

1 Rider, 59" x 54" inflated.



**PART No**  
**A50-AHTN-10**

## AIRHEAD STRIKE

### 1 Person Towable Tube

Indulge in the ultimate towable ride with Strike, our lightning-fast towable deck tube. Riders will feel a surge of adrenaline upon picking up speed, but with world-class features like neoprene knuckle guards and nylon wrapped handles, Strike never goes too fast for comfort.



**PART No**  
**A50-AHST-23**

## AIRHEAD HOTSHOT

### 2 Person Towable Tube

The Airhead Hot Shot is a 2 person towable tube that emphasizes speed and agility. This deck tube features a thin profile that glides along the water like a hockey puck on ice. Hot Shot riders love the shape of this inflatable tube, which makes it easy to board from the water.



**PART No**  
**A50-AHHS-12C**

## AIRHEAD VIPER 1 PERSON

### 1 Person Towable Tube

AIRHEAD's Viper series is a collection of cock-pit style towable tubes. The boat hull shaped bottom is the key to the unparalleled lively and stable ride. VIPER inflatable tubes are perfect for young children who need a more secure ride or are new to water sports.



**PART No**  
**A50-AHVI-FI**

## AIRHEAD SLICE

### 2 Person Towable Tube

Slice is a 2 person towable tube optimized for peak performance. Unlike ordinary deck tubes, Slice is made with a tapered gusset design that slopes downward from the back to the front.



**PART No**  
**A50-AHSSL-22C**





## AIRHEAD TURBO-BLAST **NEW!**

### 2 Person Towable Tube

If you're looking for a tube designed for speed, look no further than Turbo Blast 2. This 2 person towable tube features an aerodynamic shape that slices through wake while riders sit back and enjoy the ride.



**PART No**  
**A50-AHTB-12**

## AIRHEAD G-FORCE 2

### 2 Person Towable Tube

Uncover unrivaled adventure with G-Force 2. Whether you're cruising on the lake at noon or racing down the river at dusk, this fun and funky towable water tube is streamlined in size and shape to offer optimum speed and control.



**PART No**  
**A50-AHGF-2C**

## AIRHEAD GRIFFIN 2

### 2 Person Towable Tube

Griffin 2 is a 2 person towable tube of magical proportions. Inspired by the mythological creature, it features a nimble body and winged edges. Griffin 2's shape is designed to maximize agility with every move.



**PART No**  
**A50-AHGR-02C**

## AIRHEAD RIPTIDE 2

### 2 Person Towable Tube

Riptide 2 is a cozy, couch-inspired tube that makes it easy to find comfort on the water. A trio of individual backrests works alongside molded seat pads to optimize the riding experience for everyone.



**PART No**  
**A50-AHRT-12C**

## AIRHEAD DOUBLE DOG

### 2 Person Towable Hot Dog Tube

Double Dog is a 2 person towable tube that maximizes the fun. Families and friends love to enjoy this silly barbecue-inspired hot dog tube all summer long. But don't be fooled: this hot dog means business..



**PART No**  
**A50-HD-2C**

## AIRHEAD VIPER 2 RIDER

### 2 Person Towable Tube

Viper 2 is a 2 person towable tube that strikes the perfect balance between speed and safety. This inflatable tube is shaped like a boat, yet moves like a rocket. The cockpit design provides a feeling of safety and security for riders—especially young ones.



**PART No**  
**A50-AHVI-F2C**

## AIRHEAD REBEL TBE-KIT

### 1 Person Towable Tube

Why follow the rules when you can be a rebel? The Airhead Rebel Kit provides everything you need for a riveting experience that engages all five senses: a tube, pump and rope..



**PART No**  
**A50-AHRE-12C**





## AIRHEAD CHARIOT WARBIRD 2 PERSON **NEW!**

### 2 Person Towable Tube

Chariot Warbird 2 is a multi-dimensional inflatable tube made to embody the fierceness and strength of an eagle.

This 2 person towable offers a striking balance between stability, comfort, and thrill.



**PART No**  
**A50-AHCW-1780**

## AIRHEAD BLAST TWO PERSON - **NEW**

### 2 Person Towable Tube

Few towable boat floats offer family fun like Blast 2, our 2 person towable tube. Blast 2 boasts a red and teal tropical pattern, 8 neoprene comfort handles, and a self-draining floor that keeps riders upright no matter how much splashing happens.



**PART No**  
**A50-AHBL-22**

## AIRHEAD LIVE WIRE 2

### 2 Person Towable Tube

Live Wire 2 is a versatile, energy-boosting boat towable that brings zest to every ride. This 2 person towable tube features dual tow points, meaning it can be towed two different ways. Sit down against the roomy backrest for a lounge-like experience at high-speed.



**PART No**  
**A50-AHLW-20**

## AIRHEAD POPARAZZI 2 PERSON **NEW!**

### 2 Person Towable Tube

Poparazzi 2 is a 2 person towable tube that wants to be seen.

With a roof-like circle shape and a rocker bottom, taking this boat towable out on the lake is guaranteed to turn heads.



**PART No**  
**A50-AHPZ-1752**

## AIRHEAD BIG MABLE - 2 **NEW!**

### 2 Person Towable Tube

The Big Mable is a chariot-style boat towable guaranteed to make memories. As a member of our best-selling Mable family, this 2 person towable tube features EVA foam seating pads, cushioned side walls, and a supportive backrest for top-notch comfort and safety.



**PART No**  
**A50-53-2213C**

## AIRHEAD MACH 2

### 2 Person Towable Tube

Mach 2 is an affordable, family-friendly tube that makes a great addition to any lake day. As a cockpit tube, Mach 2 provides a comfortable and secure riding experience that suits riders of all ages.



**PART No**  
**A50-AHM2-20**





## AIRHEAD CHARIOT WARBIRD 3 PERSON **NEW!**

### 3 Person Towable Tube

Chariot Warbird 3 is a multi-dimensional inflatable tube made to embody the fierceness and strength of an eagle. This 3 person towable offers a striking balance between stability, comfort, and thrill.



**PART No**  
**A50-AHCW-1790**

## AIRHEAD MACH 3 PERSON - **NEW**

### 3 Person Towable Tube

Mach 3 is an adaptable family-friendly tube that offers fun for all ages and experiences. For young or timid riders, the cockpit design creates a feeling of security to boost confidence on the water.



**PART No**  
**A50-AHM3-1**

## AIRHEAD GRIFFIN 3

### 3 Person Towable Tube

Griffin 3 is a 3 person towable tube of magical proportions. Inspired by the mythological creature, it features a nimble body and winged edges. Griffin 3's shape is designed to maximize agility with every move.



**PART No**  
**A50-AHGR-03C**

## AIRHEAD POPARAZZI 3 PERSON **NEW!**

### 3 Person Towable Tube

Poparazzi 3 is a 3 person towable tube that wants to be seen. With a roof-like circle shape and a rocker bottom, taking this boat towable out on the lake is guaranteed to turn heads.



**PART No**  
**A50-AHPZ-1750**

## AIRHEAD SUPER MABLE 3 **NEW!**

### 3 Person Towable Tube

Super Mable is a 3 person towable tube that adds even more to the design we all know and adore. Discover all the classic features that Airhead tube lovers expect from the Big Mable—including a supportive backrest, top-notch safety features, foam seating pads, and dual tow points.



**PART No**  
**A50-53-2223C**

## AIRHEAD SUPER SLICE

### 3 Person Towable Tube

Super Slice is a 3 person towable tube optimized for peak performance. Unlike ordinary deck tubes, Super Slice is made with a tapered gusset design that slopes downward from the back to the front.



**PART No**  
**A50-AHSSL-32C**





## AIRHEAD SPACE SHUTTLE **NEW!**

### 3 Person Towable Tube

Space Shuttle is a 3 person towable tube made for an out-of-this-world ride. This Space Shuttle towable is equipped with premium elements, including self draining floor vents and a heavy duty double-stitched full nylon cover.



**PART NO**  
**A50-AHSS-T3**

## AIRHEAD G-FORCE 3

### 3 Person Towable Tube

Uncover unrivaled adventure with the Airhead G-Force 3 person boat tube! Whether you're cruising on the lake at noon or racing down the river at dusk, this fun and funky towable water tube is streamlined in size and shape to offer optimum speed and control.



**PART NO**  
**A50-AHGF-3C**

## AIRHEAD CHALLENGER 3 PERSON **NEW!**

### 3 Person Towable Tube

Dominate the waters like never before with Challenger. This 3 person towable has dual tow points and multiple options to ride.



**PART NO**  
**A50-AHCH-03**

## AIRHEAD HOT DOG

### 3 Person Towable Tube

Hot Dog is a 3 person towable tube that maximizes the fun. Families and friends love to enjoy this silly barbeque-inspired hot dog tube all summer long. But don't be fooled: this hot dog means business.



**PART NO**  
**A50-HD-3C**

## AIRHEAD RIPTIDE 3

### 3 Person Towable Tube

Riptide 3 is a cozy, couch-inspired tube that makes it easy to find comfort on the water. A trio of individual backrests works alongside molded seat pads to optimize the riding experience for everyone.



**PART NO**  
**A50-AHRT-13C**

## AIRHEAD RENEGADE 3 PERSON **NEW!**

### 3 Person Towable Tube

The Airhead Renegade 3 person tube blends stability, comfort, and safety for a ride that's nothing short of thrilling. With 12 handles, high backrests, and a wide foundation, Renegade 3 is a 3 person towable tube that offers a reliable ride every time.



**PART NO**  
**A50-AHRE-503**





## AIRHEAD GREAT BIG MABLE 4 NEW!

### 4 Person Towable Tube

If you love Big Mable as much as we do, you'll adore Great Big Mable. Discover all the classic features that Airhead tube lovers expect from the Mable family—including a supportive backrest, top-notch safety features, and comfortable seating pads—plus so much more.

**PART No**  
**A50-53-2218C**



## AIRHEAD BIG DOG 6

### 6 Person Towable Tube

The Airhead Big Dog 6 seams are hot air overlap welded to increase durability. The double reinforced tow harness is equipped with two 316 stainless steel rings and a 316 stainless swivel to prevent twisting and damage to the tow rope.



**PART No**  
**A50-AHBD-6**

## AIRHEAD SWITCHBACK

### 4 Person Towable Tube

Airhead Switch Back 4 is a 4 person towable tube crafted for comfortable, carefree days. This towable water tube differs from other inflatables because it has dual seating options in the same ride.



**PART No**  
**A50-AHSB-4C**

## AIRHEAD BIG SHOT

### 4 Person Towable Tube

Big Shot is a 4 person towable tube with major impact. This round tube is impressive in circumference, topping out at 76 inches when deflated. Aside from its size, Big Shot stands out from other water tubes for boats because of its technical features and benefits.



**PART No**  
**A50-BS-1C**

## AIRHEAD JUMBO DOG

### 5 Person Towable Tube

The Airhead Jumbo Dog takes towable tubing to the extreme. This 5 person towable tube fits more riders than most towable water tubes, meaning it maximizes the fun. Families and friends love to enjoy this silly barbecue-inspired hot dog tube.



**PART No**  
**A50-HD-5C**

## AIRHEAD SLASH 2

### 2 Person Towable Tube

Lean, steer, and sail through the water like never before! Slash is a two person towable tube with a one-of-a-kind design. Riders love this double rider tube for its patented shape and ventral fins, which ensure optimum finesse when navigating wake.



**PART No**  
**A50-AHSL-32C**





## AIRHEAD FIESTA ISLAND 8 PERSON **NEW!**

### Island Pool Float

This Airhead Fiesta Island has room for eight passengers with plenty of cup holders for everyone. There's a comfortable mesh bottom surface that helps you enjoy the inflated contoured backrests while enjoying the cool water.



**PART No**  
**A50-54-2010**

## AIRHEAD EZ SKI

### Beginner Water Skis

Teaching new water skiers doesn't have to be stressful. EZ Ski is an inflatable / ski hybrid that takes the tears out of teaching new riders and makes the entire experience safe and exciting for everyone.



**PART No**  
**A50-AHEZ-1000**

## AIRHEAD SKURFER

### Beginner wakeboard

Teaching new wakeboarders doesn't have to be stressful. The Airhead EZ Wake Trainer is an inflatable / bodyboard hybrid that takes the tears out of teaching new riders and makes the entire experience safe and exciting for everyone.




**PART No**  
**A50-AHEZ-3000**

## AIRHEAD 4K BOOSTER BALL **NEW!**

### Towable Tube Rope Performance Ball

Advanced Towing System Booster Ball is designed to make your towable tubing experience even easier. Modeled after an inflatable buoy, this ball has a tow rope connected to both ends. This design helps keep the rope elevated, which makes it less likely to get caught in water or boat wake, especially in turns.



**PART No**  
**A50-AHBB-2030**

## AIRHEAD BIG EZ SKI

### Beginner Water Skis

Teaching new waterskiers doesn't have to be stressful. Big EZ Ski is an inflatable / ski hybrid that takes the tears out of teaching new riders and makes the entire experience safe and exciting for everyone.



**PART No**  
**A50-AHEZ-2000**





## AIRHEAD S-1300 COMBO SKIS

### Combo Water Skis

With these Combo Water Skis, you'll strike the sweet spot between stability and skilling up. These skis are the ideal option for families that have a range of skill levels, because they're perfect for both novices and well-seasoned skiers. These 67 inch rim molded combo water skis feature wide tails and tunnel-shaped bottoms.



**PART NO**  
**A50-AHS-1300**

## AIRHEAD MONSTA SPLASH SKI

### Kids Water Skis

Your kids will love learning to water ski on a pair of Monsta Splash Trainer Skis, which are designed to make lessons fun and exciting. These kids' Airhead trainer water skis are for newbies under 100 pounds.



**PART NO**  
**A50-AHST-110**

## AIRHEAD SHAKER KNEEBOARD

### Kneeboard

Shift your on-the-water fun in a new direction with the Airhead Wake Shaker Kneeboard. This boat towable board has all the fun of water skis, but boasts more control and ease throughout the ride.



**PART NO**  
**A50-AHKB-3**

## AIRHEAD S-1400 WIDE BODY

### Combo Water Skis

Our Wide Body Combo Skis are perfect for skiers who want stability and support at all speeds. The fins are reinforced with fiberglass, which provides precise tracking with each twist and turn.



**PART NO**  
**A50-AHS-1400**

## AIRHEAD TRAINER SKI

### Beginner Water Skis

Emerge as a confident water skier with our Breakthrough Wide Body Trainers. Our Beginner Water Skis are perfect for young and new skiers under 100 pounds. Learn to water ski with this training-specific pair, including how to deep water start and maintain control through turns and dips.



**PART NO**  
**A50-AHST-120**

## AIRHEAD BONZAI WAKESURFER

### Surf-Style Wakesurf Board

Bonzai is a compression molded fiberglass surf wakesurf board with dual hook grooves, making it the perfect wakesurf board for beginners and experts. This cruiser-inspired board takes its design from the woody-style surfboards that reigned in the 1960's.



**PART NO**  
**A50-AHWS-F01**





## AIRHEAD WAKE-SURF PFISH SKI

### Skim Wakesurf Board

Whether you're totally new to wakesurfing, or you're ready to graduate from a beginner wakesurf board to a more advanced experience, Pfish is perfect for you.



**PART No**  
**A50-AHWS-F02**

## AIRHEAD SPECTRUM WAKESURF

### Fiberglass Wakesurf Board

Spectrum is the perfect wakesurf board for beginners. It's also designed to help intermediate wakesurfers level-up their skills on the water. No matter how long you've been riding, Spectrum will help you feel confident and secure when navigating wake.



**PART No**  
**A50-AHWS-F06**

## AIRHEAD CHARGE WAKE SURFER **NEW!**

### Wakesurf Board

Charge is a family-friendly Airhead wakesurf board designed for agility and speed. The full foam construction ensures that this board is light and airy—perfect for taking on all your family adventures.



**PART No**  
**A50-AHWS-04**

## AIRHEAD FRACTION WAKESURF

### Composite Tri Fin Wakesurf Board

Fraction is a modern wakesurf board with premium features and unparalleled performance. This airy, lightweight board features composite construction and a durable EPS core that keep it fresh for years to come.



**PART No**  
**A50-AHWS-F07**





## AIRHEAD SKI-ROPE 1 SEC

### 1 Section Rope for Waterskiing

This EVA Grip Water Ski Rope has a high-quality design and is designed to last for years to come. There's an aluminum floating handle and molded end caps for safety and comfort.



**PART No**  
**A50-AHSR-1EVA**

## SKI ROPE 1 SECTION 75

### Water Ski Tow Rope

This 1 Section Water Ski Rope makes having fun simple. It's versatile, meaning it can be used for water skiing, wakeboarding, and kneeboarding.



**PART No**  
**A50-AHSR-5**

## AIRHEAD SKI ROPE 8-SECTION

8 sections, 75 feet total.

The 8 section cutoffs are as follows:

- 35.5 feet
- 1.5 feet
- 3 feet
- 3 feet
- 4 feet
- 6 feet
- 7 feet
- 15 feet



**PART No**  
**A50-AHSR-8**

## AIRHEAD DYNA FUSION WAKE ROPE BLUE

### Dyneema Wakeboard Rope

The Dyneema Thermal Wakeboard Rope is the perfect addition to a stellar wakeboard ride every time. This rope for wakeboarding provides zero stretch, which delivers the crisp instantaneous response that expert wakeboard riders demand.



**PART No**  
**A50-AHWR-7**

## AIRHEAD SKI-ROPE 4 SECT

### Water Ski Tow Rope

This 75-foot, 4 Section Water Ski Rope can also be used for wakeboarding and kneeboarding. As a premium water ski tow rope, its handle is crafted with a 12 inch aluminum core.



**PART No**  
**A50-AHSR-4**

## AIRHEAD SKI-ROPE 75FT 1 SEC

### Water Ski Tow Rope

This 1 Section Water Ski Rope makes having fun simple. It's versatile, meaning it can be used for water skiing, wakeboarding, and kneeboarding.



**PART No**  
**A50-AHSR-75**

## AIRHEAD TANGLE FREE WAKE ROPE

The Dyneema Flat Line Wakeboard Rope is a hefty addition to your wakeboarding toolkit. Expert riders love that this rope offers no stretch, as it boasts a crisp, instantaneous response that advanced wakeboard riders demand.




**PART No**  
**A50-AHWR-14**

## AIRHEAD SPECTRA WAKE ROPE

### No-Stretch Wakeboard Rope

Whether you're new to the sport or you're an expert at heart, Spectra Fusion Wakeboard Rope provides no-stretch durability all riders can benefit from. It offers an immediate, crisp response that helps you get up and going quickly, without excess lag.



**PART No**  
**A50-AHWR-5**



## AIRHEAD 2 RIDER TUBE ROPE

### Tow Rope for Tubing

The 2 Section, 2 Rider Tow Rope is the perfect addition to your two-rider towables. Dual sections provide the option to make this rope either 50 or 60 feet, depending on riders, wake, and water conditions.



**PART No**  
**A50-AHTR-22**

## AIRHEAD 4 RIDER TUBE ROPE HD

### Tow Rope for Tubing

The 2 Section, 4 Rider Tow Rope is the perfect addition to your large towables. Dual sections provide the option to make this rope either 50 or 60 feet, depending on riders, wake, and water conditions.



**PART No**  
**A50-AHTR-42**

## BUNGEE TUBE TOW ROPE 50FT

### Bungee Tow Rope for Towables

Want to take your tubing up a notch?

The Airhead Bungee Tow Rope is the perfect way to add more excitement and pizzazz to your towables. This boat tow rope stretches 13.75 feet long and offers unexpected ranges of speed and tension as the rope stretches and contracts. This towable bungee can also extend the life of your tubes.



**PART No**  
**A50-AHTRB-50C**

## AIRHEAD WAKESURFER ROPE 16FT

### High-Performance Rope for Wakesurfing

The 3 Section Spiral Braid Wakesurf Rope is the perfect rope for wakesurf lovers. Made from lightweight, buoyant PolyE, this rope is guaranteed to float on water. It has three different sections and a 12 inch grasp knot.



**PART No**  
**A50-AHWS-R01**

## AIRHEAD 4 RIDER TUBE ROPE

### Tow Rope for Tubing

The 4 Rider Tow Rope is the perfect addition to your large towables. This rope makes it easy to pull 3 and 4 person tubes for boating with ease and confidence.



**PART No**  
**A50-AHTR-4000**

## AIRHEAD 6 PERSON BLING TUBE ROPE

### Bling 6 Rider Tube Rope



**PART No**  
**A50-AHTR-16BL**

## AIRHEAD SPECTRA THERMAL ROPE

AIRHEAD's Spectra Thermal wakeboard rope provides zero stretch for the crisp instantaneous response that expert wakeboard riders demand. The Thermal-coated Spectra line is stiff and rigid, resists kinking and twisting and boasts a 2,000 lb. break strength.




**PART No**  
**A50-AHWR-4**



## AIRHEAD HD TOW HARNESS

This heavy duty tow harness is perfect for pulling skiers, wake boarders and up to 4 rider towables. Simply clip it onto your boat with the 5,000-pound tensile strength hooks, and attach your ski or tube rope to the heavy duty Kwik-Connect.



**PART No**  
**A50-AHTH-2**

## AIRHEAD TOW DEMON HARNESS 8' ROPE

Tow Demon (8' Rope and 12' Rope) - 1 Rider Floating Rope

AIRHEAD's TOW DEMONS are new higher strength versions of a classic and very popular water sports tow harness. The high-impact molded plastic float / pulley system allows for easy attachment of ski ropes, wakeboard ropes and tube ropes.



**PART No**  
**A50-AHTH-4**

## AIRHEAD TOW DEMON HARNESS 8' CABLE

Tow Demon (8' Cable and 12' Cable) - 1 Rider Steel Cable

AIRHEAD's TOW DEMONS are new higher strength versions of a classic and very popular water sports tow harness. The high-impact molded plastic float / pulley system allows for easy attachment of ski ropes, wakeboard ropes and tube ropes.



**PART No**  
**A50-AHTH-6**

## AIRHEAD HD TOW HARNESS P

Tubing Tow Rope Harness

Are you looking for a tow harness to use with troublesome tow points? The 4 Person Heavy Duty Tow Harness will solve all your problems—and make tubing more efficient than ever.



**PART No**  
**A50-AHTH-8HD**

## AIRHEAD TOW HARNESS SELF CNTR

Tubing Tow Rope Harness

This Self Centering Tow Harness is perfect for pulling 2 person towable tubes.

It's also a great rope for waterskiing and wakeboarding, making it ideal for the whole family and all the activities you love. The stainless steel pulley glides along the length of the rope to provide the optimum pull at all times. It's extremely smooth on turns and never gets caught, offering a streamlined ride every time. Simply clip it onto your boat and attach your ski, board, or tube rope to the heavy-duty Kwik-Connect system.



**PART No**  
**A50-AHTH-3**

## AIRHEAD TOW DEMON HARNESS 12' ROPE

High-impact molded plastic float & pulley system allows for easy attachment of ski, wakeboard and tube ropes. 2 Large corrosion-resistant snap hooks connect quickly & easily to boat. Snap hook opening width 7/16". Recommended for recreational water skiing, wakeboarding, kneeboarding and towing 1 rider tubes. 12 ft. floating rope.



**PART No**  
**A50-AHTH-5**

## AIRHEAD TOW DEMON HARNESS 12' CABLE

Airhead's Tow Demos are new higher strength floating rope versions of a classic and very popular water sports tow harness. The high impact molded plastic float/ pulley system allows for easy attachment of ski ropes, wakeboard ropes and tube ropes. Connect Tow Demon quickly and easily to boats with 2 large corrosion-resistant snap hooks. Recommended for recreational water skiing, wakeboarding, kneeboarding and towing 1 rider tubes. 12' Steel Cable



**PART No**  
**A50-AHTH-7**

## 14FT SELF CENTERING TOW HARNESS P

We combined the popular self-centering feature of our top selling rope tow harness with a durable cable. Heavy duty hooks connect the tow harness to your boat. The extra long 14 ft. cable fits most larger boats. As the stainless steel pulley glides along the cable, it keeps the tow point centered for the optimum pull at all times.



**PART No**  
**A50-AHTH-9**



## AIR DADDY P

### AIR DADDY Air Valve Adapter

AIR DADDY lets you get to the fun times more quickly! It allows you to inflate towables, swim toys, beach toys, inflatable boats, rafts, air beds and sport balls with an air compressor at home or at a gas station. AIR DADDY is a universal adapter tapered to fit all valves found on inflatables, including all sizes of stem valves and Boston valves, Halkey-Roberts and Leaffield valves.



**PART No**  
**A50-AHAD-1**

## AIRHEAD BUNGEE DOCK LINE 5 FT

AIRHEAD Bungee Dock Lines absorb shock to boats, cleats, docks, pylons and other hardware. The bungee cord is hidden inside the rope and acts as a built-in snubber. Two foam floats protect the boat from chafing. There's a sliding adjustment at both ends for quick docking.



**PART No**  
**A50-AHDL-5**

## AIRHEAD KWIK CONNECT P

### Tow Rope for Tubing Connector

Kwik-Connect makes it easy to attach and detach towables. While many Airhead towable tubes already come equipped with a Kwik-Connect, this is a premium stand-in for those that don't.



**PART No**  
**A50-AHKC-1**

## AIRHEAD BOSTON VALVE

### Boston Valves

Always Carry a Spare!  
This pack of Boston Valves includes two valves that will fit all Airhead Boston Valve Equipped Inflatables. The square bases are much easier to turn than round bases, especially with wet hands. Bright red coloring makes these valves easy to find.



**PART No**  
**A50-AHBV-2**

## AIRHEAD BUNGEE DOCK LINE 6 FT

Bungee Dock Line (AHDL-6) by Airhead®. 1 Piece. 6'. The Airhead Bungee Dock Lines absorb shock to boats, cleats, docks, pylons, and other hardware. The bungee cord is hidden inside the rope, where it acts as a built-in snubber. Two foam floats on these bungee dock lines protect the boat from chafing, which extends its longevity.



**PART No**  
**A50-AHDL-6**

## AIRHEAD BUNGEE DOCK LINE 4 FT

### Lines for Boating (4 ft, 5 ft and 6 ft)

The Airhead Bungee Dock Lines absorb shock to boats, cleats, docks, pylons, and other hardware. The bungee cord is hidden inside the rope, where it acts as a built-in snubber.



**PART No**  
**A50-AHDL-4**

## AIRHEAD MULTI-VALVE P

### AIRHEAD Multi-Valve, Blister Pack

AIRHEAD MULTI-VALVE consists of 2 Boston valves that will fit all Airhead Boston Valve equipped inflatables. The Boston Valves have a square base, which is much easier to turn than a round base, especially with wet hands.



**PART No**  
**A50-AHMY-1**

## AIRHEAD AIR PIG PUMP 12V P

### 12V Air Pump for Inflatables

This pump is called AIRHEAD AIR PIG to extol its high volume, high pressure capabilities. (It also happens to be shaped like a piggy bank!) The quiet motor puts out 2.2psi, plenty of pressure for most inflatables, including towables, boats, lounges and pool toys.



**PART No**  
**A50-AHP-12AP**



## AIRHEAD HI OUTPUT AIR PUMP P

### Air Pump for Inflatables

This high-volume 12 volt portable air pump inflates 290 liters per minute. It works well with all kinds of toys and floats, including towables, blowup boats, pools, mattresses and beach toys.



**PART No**  
**A50-AHP-12H**

## AIRHEAD BOUY 20" YELLOW P

### Buoys Yellow

The affordable alternative! These durable 20" diameter inflatable buoys are perfect for marking anchors, moorings, hazards, and swimming areas. Great for setting up a personal watercraft or sailboat race course. Deflate them for space-efficient storage.



**PART No**  
**A50-B-20Y**

## AIRHEAD BOUY 20" RED P

### Buoys Red

The affordable alternative! These durable 20" diameter inflatable buoys are perfect for marking anchors, moorings, hazards, and swimming areas. Great for setting up a personal watercraft or sailboat race course. Deflate them for space-efficient storage.



**PART No**  
**A50-B-20R**

## AIRHEAD BOOT BINDING LUBE P

It is easy to slide into tight waterski and wakeboard bindings with Airhead Boot Goo. It saves time and reduces wear and tear to bindings. Boot Goo dissipates as soon as you hit the water for maximum performance. Environmentally safe non-hazardous formula. 16 oz. bottle with squirt top.



**PART No**  
**A50-BG-1**

