

CONTROL BOXES & CABLES

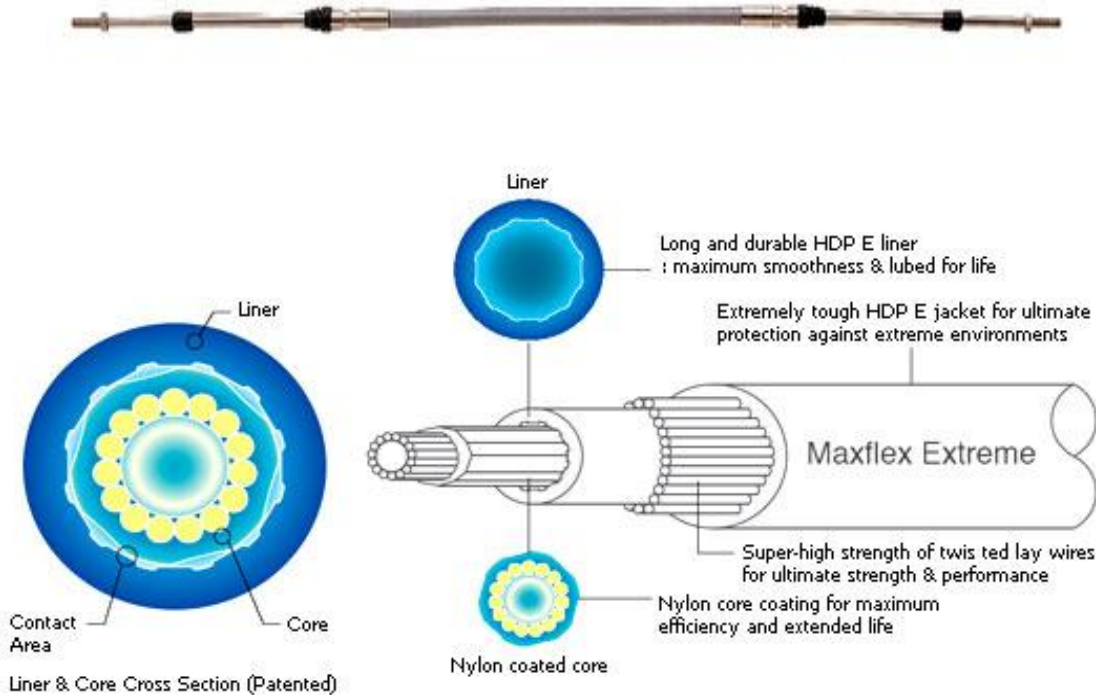
QUICKSILVER

CONTROL CABLES

maxflex

PRE
tech
CABLES AND CONTROLS

MAXFLEX EXTREME CONTROL CABLE



The unique inner member construction of MAXFLEX EXTREME control cable provides the core to move better than any other cable by creating room to move inside the cable. As a result, MAXFLEX EXTREME'S uncompromisingly unique and efficient design is able to create superior feel and smoothness with minimal lost motion.

Core has "six" contact points of core to liner: maximising efficiency and minimising friction.

Up to 50% more efficient than standard cables at 720 degree of bend.

Ideal for multi-station pleasure and commercial craft with long or difficult cable routings.

Revolutionary patented design of core and liner.

Stainless steel cable output ends and corrosion resistant material.

Exceeds all industry standards.

High efficiency nylon covered core for extra smooth operation.

Durable UV resistant HDPE outer casing resistant to salt water, chemicals, petrol and oil and other environmental elements.

Lifetime lubricated and sealed.

A25-2310/A25-2360 | 3300 S.S MAXFLEX EXTREME CONTROL CABLE

N.B. FOR ORDERING PURPOSES: THE LAST 2 DIGITS IN THE PART NUMBER DENOTES THE LENGTH OF CABLE

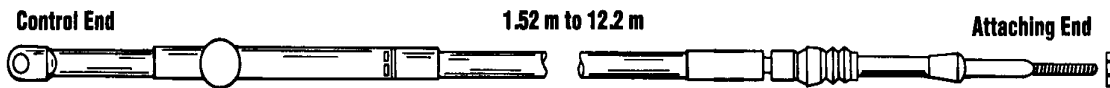
Revised July 2011, 25 Page 1

CONTROL BOXES & CABLES

CONTROL CABLES CONTINUED



LCM 33C COMBINATION CONTROL CABLE (QUICKSILVER CONTROL BOX JAP ENGINE)



896143A06 TO 896143A20 LCM 06 QSIL/33C CNTL CBLE 6'-20'
896145A12 TO 896145A17 GEN II COMBINATION CABLE

N.B. FOR ORDERING PURPOSES: THE LAST 2 DIGITS IN THE PART NUMBER DENOTES THE LENGTH OF CABLE

MAXFLEX CONTROL CABLE (YAMAHA ONLY)

3300S S.S. Maxflex Extreme Cable 3" travel



The 33C cables are the most widely used cable type in the world. It is an economical workhorse cable. 3" travel 10-31 SAE threads, 8" min. bend radius.

A25-2106 TO A25-2130 33C TYPE 6'-30' also
A25-2310 TO A25-2360 EXTREME YAMAHA

N.B. FOR ORDERING PURPOSES: THE LAST 2 DIGITS IN THE PART NUMBER DENOTES THE LENGTH OF CABLE

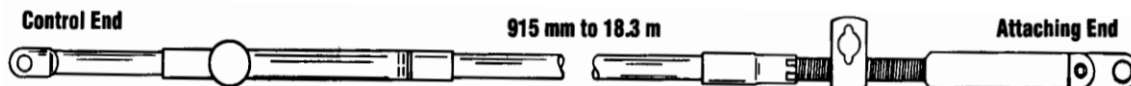
MERCURY PINNACLE CONTROL CABLE



A25-2605 TO A25-2630 KM MAXFLEX PINNACLE

N.B. FOR ORDERING PURPOSES: THE LAST 2 DIGITS IN THE PART NUMBER DENOTES THE LENGTH OF CABLE

MERCURY TYPE HEAVY DUTY CONTROL CABLE



A25-2806 TO A25-2824 808630A6 H/DUTY MERC CBLE 6'-24'
A25-2825 TO A25-2860 850716A25 MERC CBLE 25FT - 60 FT

N.B. FOR ORDERING PURPOSES: THE LAST 2 DIGITS IN THE PART NUMBER DENOTES THE LENGTH OF CABLE

MERCURY GEN II PLATINUM CABLE

Gen II Maxflex Extreme Mercury Gen II Platinum Cable for 4000/4500 Gen II remote controls



A25-2410 TO A25-2428 AND/ OR 883719B 08 TO 28

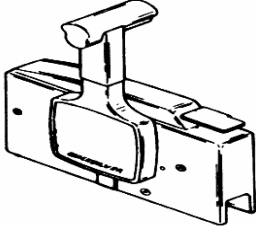
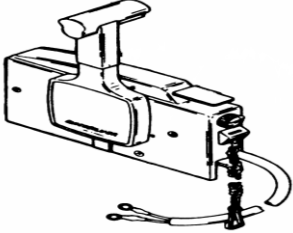
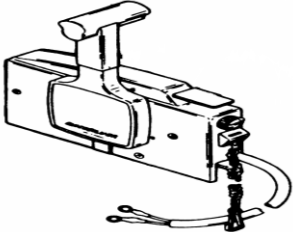
N.B. FOR ORDERING PURPOSES: THE LAST 2 DIGITS IN THE PART NUMBER DENOTES THE LENGTH OF CABLE

CONTROL BOXES & CABLES

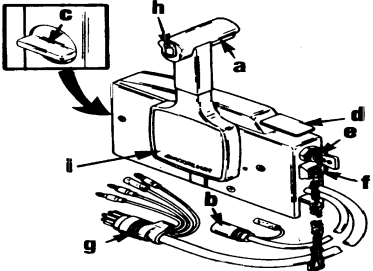
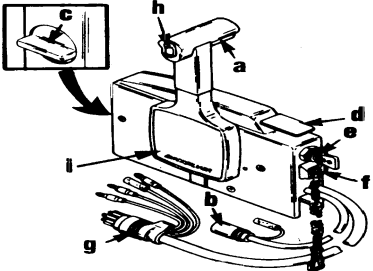
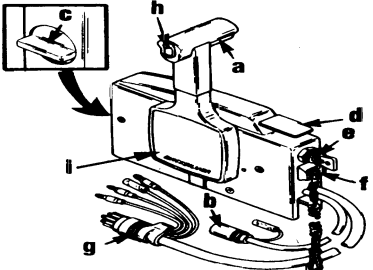
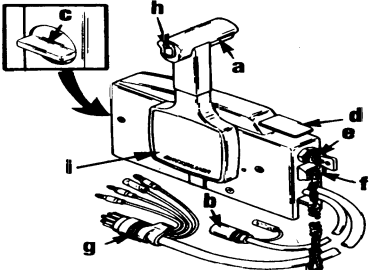
CONTROL SYSTEMS

QUICKSILVER[®]

COMMANDER 2000 SIDE MOUNT SERIES

881170A8	REMOTE CONTROL MANUAL	
881170A4	C/BX MAN.6-45HP INCL.STOP SW	
881170A6	REMOTE CONTROL INCL. STOP SW 20 - 25HP 1994 AND OLDER	

COMMANDER SERIES POWERTRIM/TILT ELECTRIC START CONTROLS SIDE MOUNT WITH WARNING HORN

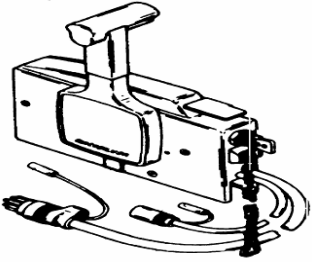
881170A15	CONTROL BOX 25-225HP PT SIDE MOUNT COMPLETE WITH 15 FT KEY SWITCH HARNESS	
881170A13	2006 & UP - EFI'S & OPTIMAX ONLY	
881170A20	CONTROL BOX 25-225HP PT SIDE MOUNT COMPLETE WITH 20 FT KEY SWITCH HARNESS	
881170A14	2006 & UP - OPTIMAX & EFI'S ONLY	

CONTROL BOXES & CABLES

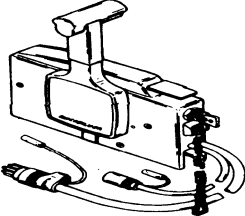
CONTROL SYSTEMS

QUICKSILVER®


ELECTRIC START NON-POWERTRIM CONTROL WITH WARNING HORN

881170A3	CONTROL BOX 25-75HP NON-POWERTRIM SIDE MT COMPLETE WITH 15 FT KEY SWITCH HARNESS	
881170A16	EFI'S & OPTIMAX 2006 & NEWER	

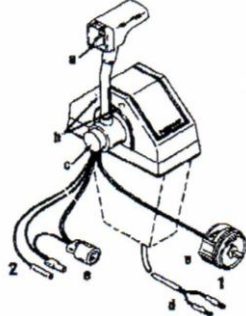

ELECTRIC START REMOTE CONTROLS

16907A1	REMOTE CONTROL - 30HP LIGHTNING COMPLETE WITH 15 FT KEY SWITCH HARNESS	
---------	------------------------------------------------------------------------------	-------------------------------------------------------------------------------------


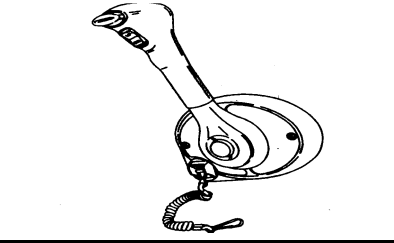
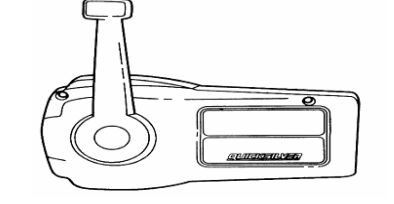


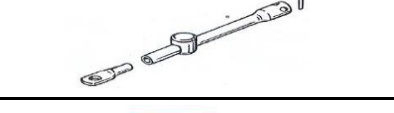



COMMANDER 2000 SERIES CONSOLE MOUNT, DUAL ENGINE

883711A02 (O/B) 883711A04 (MCM)	CONTROL BOX TOP MOUNT DUAL ORDER SEPARATELY 15', 20', OR 25' IGNITION/CHOKE ASSEMBLY	
------------------------------------	--------------------------------------------------------------------------------------------	--------------------------------------------------------------------------------------

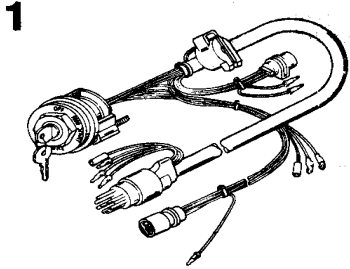
CONTROL SYSTEM CONSOLE MOUNT SINGLE ENGINE

883711A12	CONTROL BOX S/ENG POWERTRIM ORDER SEPARATELY 15', 20', OR 25' IGNITION/CHOKE ASSEMBLY OUTBOARD	
88688A26	MCM POWER TRIM	

CONTROL BOXES & CABLES

COMMANDER 4000 SERIES CONTROL SYSTEM PANEL MOUNT, POWER TRIM		
8M0011213	CONTROL BOX GEN II PANEL MOUNT TRIM OUTBOARD ORDER SEPARATELY 15' OR 20' IGNITION/CHOKE ASSEMBLY (SEE 25/PAGE 6) USES GEN II CABLES	
8M0011214	CONTROL BOX GEN II PANEL MOUNT TRIM MCM ORDER SEPARATELY 15' OR 20' IGNITION/CHOKE ASSEMBLY (SEE 25/PAGE 6) USES GEN II CONTROL CABLES ONLY	
13896	BASIC QUICKSILVER CONTROL BOX MANUAL 10-40HP MANUAL	
CABLE ADAPTOR KITS		
64-892790A01	33C CONNECTING KITS ENGINE END (FOR 1 CABLE)	
A25-30190	SET (PAIR)	
82779 ALSO A25-30107	82779 33C CONNECTING KIT CONTROL BOX END (FOR 2 CABLES)	
A25-2100	30172 ADAPTER KIT OMC ENGINE (Converts 33C cable to OMC engine)	
DUAL ENGINE KIT		
16909A2	DUAL CONTROL BOX KIT (A1)	
EXTENSION HARNESS USA MODELS		
84-17829A10	CONTROL BOX EXT.HRN. USA MODELS 10FP	
84-17829A20	CONTROL BOX EXT.HRN. USA MODELS 20FP	

CONTROL BOXES & CABLES

REMOTE CONTROL KEYSWITCH HARNESSES		
Required with all electric start panel and top mount control boxes when fitting with Mercury or Mariner outboards		
84-816626A15	IGNITION/CHOKE ASSEMBLY	
84-896537K15	OPTIMAX & EFI'S 2006 & UP - 15FT	
84-816626A20	IGNITION/CHOKE ASSEMBLY	
84-896537K20	OPTIMAX & EFI'S 2006 & UP - 20FT	
84-816626A25	IGNITION/CHOKE ASSEMBLY (2 PER BOX)	
84-896537K24	OPTIMAX & EFI'S 2006 & UP - 25FT (SINGLES)	
ADDITIONAL HARNESSES FOR DUAL STATION INSTALLATIONS		
58366T2	Y-HARNESS KIT	